

Why Kerecis?

Our clinical, operational, and financial value



About Kerecis

Kerecis is a medical-device company founded to extend life by supporting the body’s own ability to regenerate. A pioneer in using sustainably sourced fish skin and fatty acids for cellular therapy and tissue regeneration, we produce the world’s only FDA-cleared fish-skin technology to treat patients with acute and chronic wounds.

Kerecis uses 100% renewable energy to power our manufacturing facilities and to convert cod fish skin — a material traditionally discarded as waste — to high-value medical technology that heals. Our clinical products are available in a variety of shapes and sizes and have regulatory clearance in the United States, Europe, and several other jurisdictions.

In 2023, Kerecis joined Coloplast, the leading global supplier of intimate healthcare products, further expanding our global reach and enabling us to put Kerecis’ life-saving products in the hands of more patients and caregivers around the world.

Only Fish–Skin Medical Device Cleared by the FDA or any other Regulatory Authority Globally

Our Vision
To extend life by supporting the body’s own ability to regenerate


Our Mission
To become the world leader in tissue regeneration by sustainably harnessing nature’s own remedies


Our Values
Compassion, curiosity, and integrity


Sustainability

At Kerecis, sustainability is not just a goal — it is ingrained in our company ethos, guiding our daily operations and long-term strategies. Recognizing the importance of environmental responsibility, we have taken significant steps to reduce our ecological footprint, from sourcing materials to minimizing waste in production.


Industry Leader in Low CO₂ Emissions

 **Using 100% renewable energy** (geothermal and hydropower) to power our manufacturing facilities

 **Leveraging electric vehicles in transportation** for fossil-free logistics

 **Centralizing distribution and minimizing transport routes** to reduce CO₂ emissions and optimize the logistics chain

 **Employing sustainable, recycled packaging** to reduce production impact and packaging waste

 **Designing products that can be stored at room temperature** (no need for refrigeration) while ensuring a reliable shelf life of three years

Healthy Oceans
Kerecis’ clinical products are derived from sustainably harvested fishing stocks in the pristine waters of Iceland. We place a high priority on ocean conservation, the future of the Arctic, and the sustainable use of its resources. We actively participate in marine conservation groups and work to make a positive impact both locally in Iceland and globally. We only partner with suppliers who are certified by the Marine Stewardship Council and/or Iceland’s Responsible Fisheries, ensuring responsible fishing practices.

Sustainable Packaging
Kerecis is committed to sustainable product design, particularly when it comes to packaging. We strive to use environmentally friendly packaging that not only meets strict medical standards for sterilization and shelf life but also reduces waste. Our paper packaging materials are sourced from FSC-certified suppliers, and we encourage recycling to further reduce environmental impact.

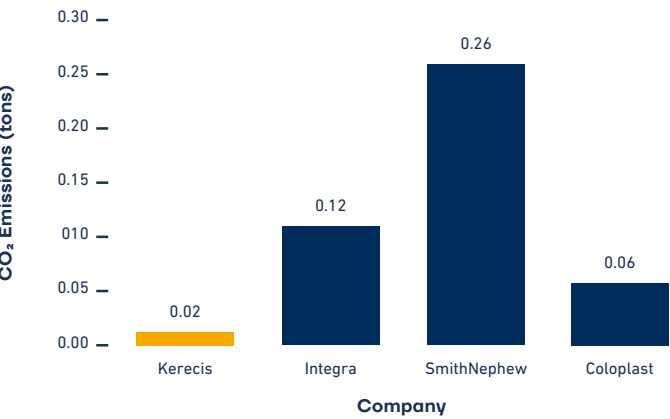
Intended Use

- Indications (USA)**
- Partial-thickness wounds (extending through the epidermis or into dermis)
 - Full-thickness wounds (extending through the dermis to deeper tissues such as subcutaneous fat, muscle, tendon, or bone)
 - Chronic vascular ulcers
 - Diabetic ulcers
 - Pressure ulcers
 - Draining wounds
 - Surgical wounds (donor sites/grafts, post-Mohs surgery, post-laser surgery, podiatric, wound dehiscence)
 - Trauma wounds (abrasions, lacerations, partial-thickness burns, skin tears)

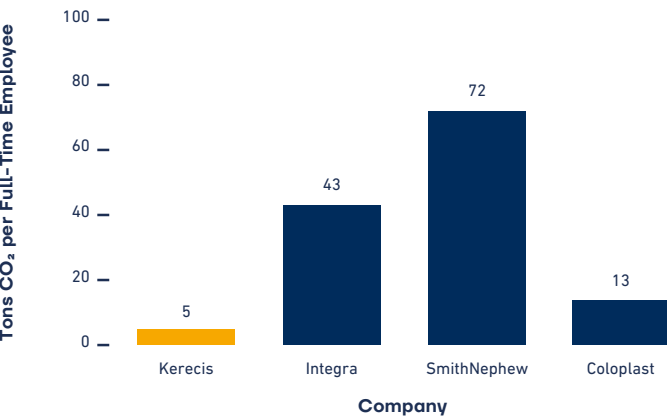
Contraindications
Kerecis should not be used in patients with known fish allergies. SurgiBind is not indicated for procedures requiring load-bearing support, such as hernia repair, for intraperitoneal organ contact, or where a bridging effect is needed. SurgiBind Tendon Protect is not indicated to replace or repair the damaged tendon or to reinforce the strength of any tendon repair

Carbon Emissions

CO₂ Emissions per \$1000 of Gross Revenue
Kerecis CO₂ emissions per \$1000 of gross revenue are just 0.02 tons, making us the most carbon-efficient among our industry peers. This achievement is a direct result of our sustainable practices, which demonstrate our strong commitment to the environment.



CO₂ Emissions per Full-Time Employee
Our efforts to reduce CO₂ emissions have enabled us to achieve the industry’s lowest carbon footprint, measuring just 5 tons per full-time employee.



Source: Environmental Social Governance reports, FY22 and 23

Kerecis Mechanism of Action

Kerecis patented fish skin is minimally processed with no harsh chemicals or detergents, preserving its homologous structure to human skin. An optimal tissue replacement product, one that not only repairs but regenerates tissue, is widely recognized to have had its cells removed from the skin, without damaging or denaturing it.^{1,2}

Because Kerecis fish skin is minimally processed and decellularized, it retains its molecular organization³, three-dimensional structure³⁻⁵, mechanical properties⁴, and molecular content.^{4,6} Together, these features promote faster and more effective wound healing.



INTACT MOLECULAR ORGANIZATION
Fish skin is homologous to human skin³



THREE-DIMENSIONAL STRUCTURE
Intact structure and greated porosity provide a framework to support tissue generation with limited scarring³⁻⁵



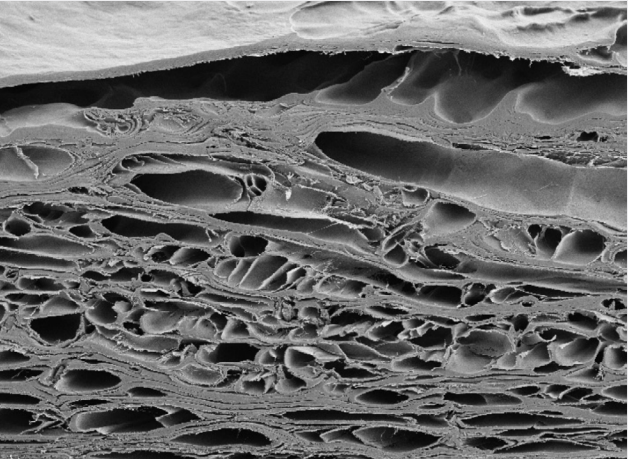
NATURAL MECHANICAL PROPERTIES
Naturally strong, handles like skin, and easy to suture or staple⁴



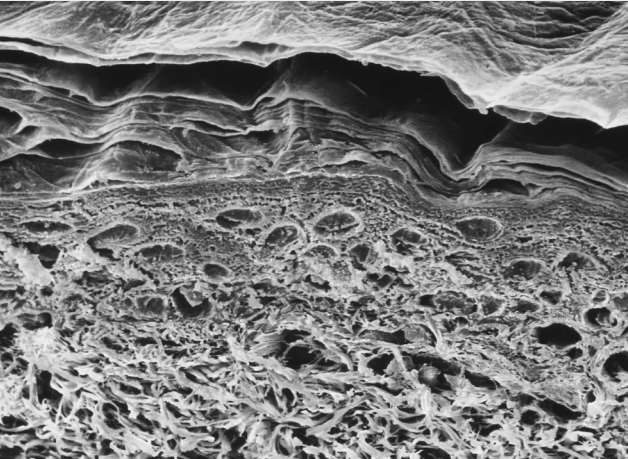
PRESERVED MOLECULAR CONTENT
Chemical complexity supports rapid cell ingrowth and neovascularization^{4,6}

Homologous to Human Skin

FISH SKIN



HUMAN SKIN



Epidermis

Dermis

Retaining Nature’s Pro-Healing Properties

Thousands of healthcare providers and facilities across the globe trust Kerecis intact fish-skin grafts to treat their patients. Kerecis plays a key role in regenerating soft tissue and can reduce the amount of time it takes for a wound to heal. Our minimally processed fish-skin grafts are homologous to that of human skin both in terms of structure and molecular content, with ample supply of collagen, elastin, proteoglycans, glycans, and lipids.

Proven Healing Efficacy and Wide Insurance Coverage

We have industry-leading clinical data that demonstrates the efficacy of our intact fish-skin grafts in supporting tissue regeneration and closing hard-to-heal wounds. To date, we have more than 90 peer-reviewed publications, including five randomized controlled trials (RCTs), cohort-controlled studies, case series, and pre-clinical trials. This evidence has resulted in Kerecis products being accepted by Medicare in its latest evidence review, receiving a “favorable” evidence rating from the Emergency Care Research Institute (ECRI), and being covered by many of the largest commercial insurance providers in the US.

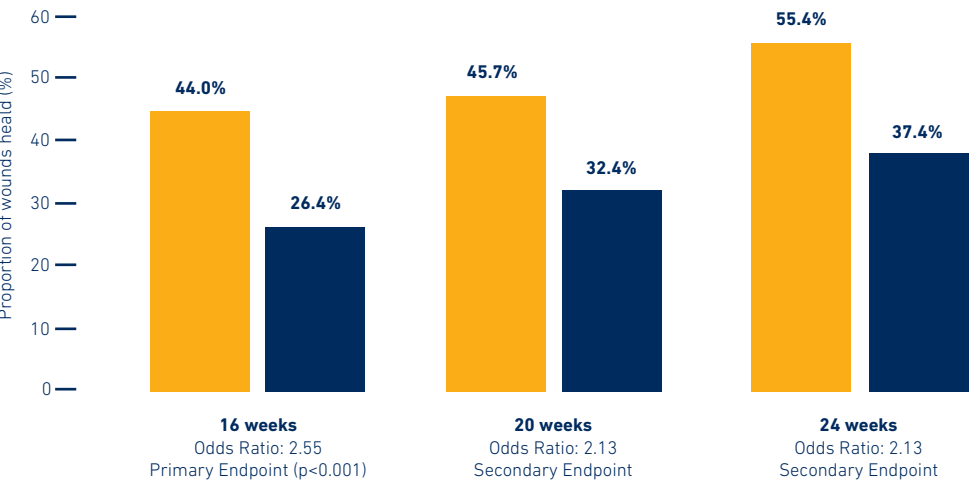


Scan QR-Code to access all of our publications

Largest RCT on Diabetic Foot Ulcers with Exposed Bone or Tendon Sets New Standard for Complex Wound Care⁷

255 patients, 15 centers, University of Texas Grades 2 & 3

Proportion of Wound Closure: Intact Fish-Skin Graft vs. Standard of Care



Learn More



Intact fish skin heals 66% more relative wounds than standard of care at 16 weeks

Intact Fish-Skin Graft
Standard of Care

Real-Time Operational Support

You've adapted to the shifting wound care landscape, and we've adapted with you. Kerecis offers real-time operational support to streamline your benefit investigations (BIs), product orders, billing, and metric reviews. With these streamlined processes, you can focus on what matters most: your patients' care.

Let's scale and save lives together.

Benefit Investigations, Orders, and Invoicing

- Track BI cases, product orders, and invoices in real-time with Kerecis Current.
- Leverage our AI technology for efficient and accurate BI case reviews, resulting in immediate response for most BI cases.
- Streamline your BI and order process directly from your EMR via Kerecis Tenging, our secure API.

Operational Expertise

- Reach out to your trained Kerecis operations specialists with pressing questions.
- Receive executive engagement & support for your metric review meetings.

Financial Solutions

- Get paired with a dedicated Kerecis reimbursement manager.
- Benefit from Kerecis' proactive reimbursement status reviews and billing support.

Logistical Support

- Have a single point of contact for customer service and logistics, from tracking your products to ensuring timely delivery.
- Tap into our third-party logistics program, which centralizes the multi-site shipping environment and simplifies your product logistics.

Financial Advantages

We continuously adapt to our customers' needs and expectations by providing a diverse range of product variations and digital solutions that deliver financial advantages.

Our offerings include potentially life-saving clinical products with a three-year shelf life that can be stored at room temperature (no refrigeration required). Our fish-skin grafts can be expanded to cover larger wounds with less fish-skin material, creating cost efficiencies and reducing waste. Our digital solutions (see right) are also designed to streamline operations.

Group Purchasing Organization, Local Vendor, & Government Collaboration

Kerecis collaborates with major group purchasing organizations, including Vizient, Premier, HPG, Capstone, and Ascension.

We also have well-established relationships with all service-disabled veteran small businesses in the US, and maintain a robust portfolio of local vendor contracts.

Our Reach and Patient Impact

65K+

Lives positively affected to date

200

Million lives covered across the US

6+


Million cm² of medical fish skin products provided each year

1500+

U.S. healthcare facilities and private offices using Kerecis



Someday I will tell my grandson the story of how Icelandic fish skin saved my life



Learn about Peter Oddsson's remarkable journey toward full recovery with Kerecis fish skin

Improving Care with Innovative Digital Services

We have developed user-friendly digital solutions for both the patient and the provider, making life easier at every step of the healing process.



Download APPS

Kerecis Kers

A digital application that supports the patient on their healing journey.

Patients can:

- Learn about how Kerecis fish-skin grafts support each stage of their healing process.
- Access weekly tips and best practices on how to manage their recovery process.
- Read more about Kerecis, our vision, and our commitment to patient wellbeing.

Kerecis Current

A digital application that helps care teams to improve patient care by providing real-time access to Kerecis and streamlining administrative processes.

Providers can:

- Seamlessly place Kerecis product orders online.
- Conveniently view and pay balances.
- Submit BI cases easily, minimizing errors and ensuring accurate data submission.
- Access a wealth of valuable resources, such as Kerecis publications, case studies, and application guides, all in one place.

Sustainably Harvested in Iceland


Kerecis is pioneering the use of fish skin in the globally expanding cellular therapy and regenerative medicine market. It is the only cleared manufacturer of fish-skin-based medical devices for tissue regeneration in the world.

Kerecis fish skin is a byproduct of fish processing in Iceland. The fish are caught from sustainable wild fishing stocks in the North Atlantic Ocean.

Our ISO 13485 manufacturing facilities are based in the town of Isafjordur in the Westfjords region, 20 miles south of the Arctic Circle, and are powered by 100% renewable energy.



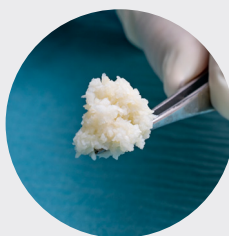
KERECIS PRODUCT VARIATIONS




Solid



Fenestrated



Fragmented



Meshed 2:1



Integral Silicone

REFERENCES

1. Liang NE, Griffin MF, Berry CE, et al. Attenuating Chronic Fibrosis: Decreasing Foreign Body Response with Acellular Dermal Matrix. *Tissue Eng Part B Rev.* 2023;29(6):671-680. [2023]

2. Sun WQ, Xu H, Sandor M, Lombardi J. Process-induced extracellular matrix alterations affect the mechanisms of soft tissue repair and regeneration. *J Tissue Eng.* 2013;4:2041731413505305. [2013]

3. Magnusson S, et al. Regenerative and Antibacterial Properties of Acellular Fish Skin Grafts and Human Amnion/Chorion Membrane: Implications for Tissue Preservation in Combat Casualty Care. *Military Medicine, Volume 182.1.* [2017]

4. Yoon et al. Wound healing ability of acellular fish skin and bovine collagen grafts for split-thickness donor sites in burn patients: Characterization of acellular grafts and clinical application. *Int J Biol Macromol.* 2022 April 30; 205: 452-461. [2022]

5. Wang, Y. et al. Burn injury: challenges and advances in burn wound healing, infection, pain and scarring. *Advanced drug delivery reviews.* 123, 3-17 [2018]

6. Kotronoulas et al. Wound healing grafts: Omega3 fatty acid lipid content differentiates the lipid profiles of acellular Atlantic cod skin from traditional dermal substitutes. *J Tissue Eng Regen Med.* 2020;14(3):441-451. doi:10.1002/term. [2020]

7. Dardari, et al. Intact Fish Skin Graft to Treat Deep Diabetic Foot Ulcers. *New England Journal of Medicine Evidence.* 2024; 5. [2024]

kerecis®

OUR VISION
To extend life by supporting
the body's own ability
to regenerate

U.S. and international
patents and trademarks
granted and pending

KERECIS UNITED STATES
2101 Wilson Blvd., Suite 900
Arlington, Virginia 22201
+1 (703) 287-8752
info@kerecis.com

www.kerecis.com